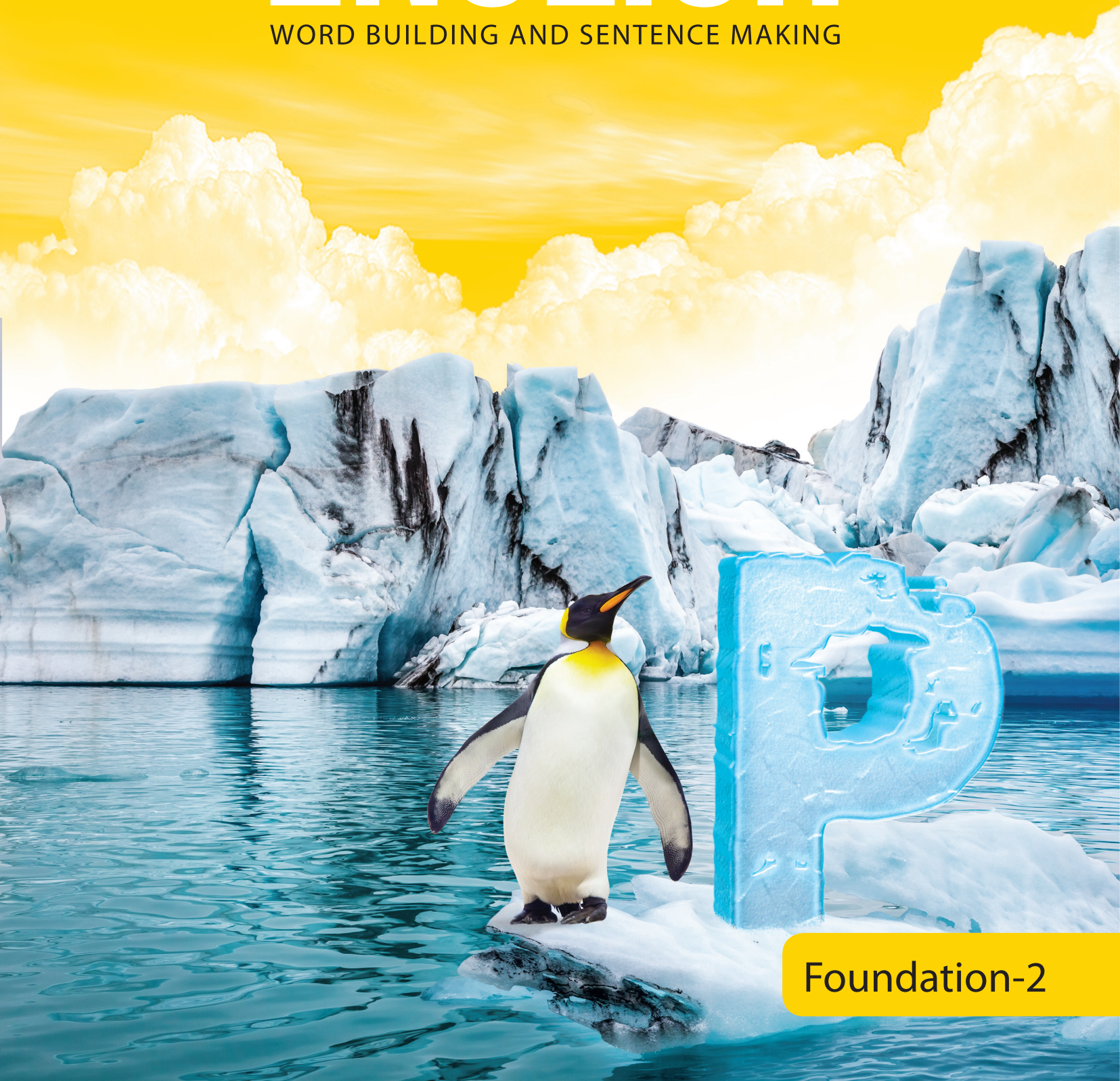


Golden
Edition



ENGLISH

WORD BUILDING AND SENTENCE MAKING



Foundation-2

ENGLISH

CONTENTS

No.		Page No.	No.		Page No.
1	Capital letters	3	16	Singular and plural	63
2	Small letters	4	17	Keywords (Introduction and sentences)	64
3	Vowels	5	18	Sight words	69
4	Consonants	7	19	Family park (Short story)	70
5	Word making with 'a' vowel	11	20	Word making with 'o' vowel	71
6	Sight words	20	21	Action words (Introduction and sentences)	79
7	Keywords (Introduction and sentences)	21	22	My school (Short story)	86
8	Yousuf and Qudsia (Short story)	28	23	Word making with 'u' vowel	87
9	Word making with 'e' vowel	29	24	Digraphs (Sound and vocabulary)	95
10	Opposites (Introduction and sentences)	37	25	Word making with digraphs	98
11	A fast car (Short story)	44	26	Action words (Introduction and sentences)	101
12	Word making with 'i' vowel	45	27	Emotion words (Introduction and sentences)	105
13	Masculine and feminine (Sentences)	50	28	Happy family (Short story)	108
14	Family of Qasim (Short story)	56	29	Sentence writing	109
15	Word making with 'i' vowel	57	30	Creative writing	110

read



write



Date: _____

Vowels

a

apple



ant



ambulance



e

egg



elephant



envelope



i

insects



ink



inch tape



o

orange



omelet



olive



u

umbrella



upstairs



umpire



a

e

i

o

u

Objectives: 1. To recognize the beginning sound of words 2. To read and recognize sight words

read



trace



write



Date:

Vowels

a

a

e

e

i

i

o

o

u

u

6

Objective: To recognize and pronounce vowel correctly



Consonants

b

b



bun



button



blocks

c

c



coat



cone



camera

d

d



doll



doctor



dolphin

f

f



frame



fries



frying pan

g

g



gate



gorilla



glitter

h

h



hockey



helmet



helicopter

j

j



jar



jelly



juice



Date: _____

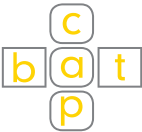
Word Making with 'a' vowel

a	+	b	→	ab	<u>ab</u>	_____	_____
a	+	d	→	ad	_____	_____	_____
a	+	g	→	ag	_____	_____	_____
a	+	m	→	am	_____	_____	_____
a	+	n	→	an	_____	_____	_____
a	+	p	→	ap	_____	_____	_____
a	+	t	→	at	_____	_____	_____
a	+	x	→	ax	_____	_____	_____

read



make



Date: _____

ab

c + ab → cab

j + ab → jab

d + ab → dab

l + ab → lab

g + ab → gab

t + ab → tab

ad

b + ad → bad

m + ad → mad

d + ad → dad

p + ad → pad

h + ad → had

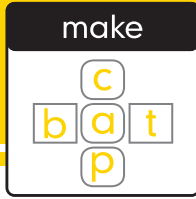
s + ad → sad

12

Objective: To make and pronounce three-letter words



read



make



write

Date: _____

Activity 1: Make and write three letter words.

c + ab → cab _____

d + ad → _____

b + ag → _____

m + am → _____

h + ad → _____

t + ag → _____

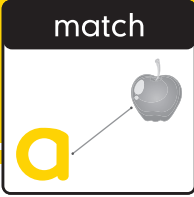
y + am → _____

t + ab → _____

b + ad → _____

l + ag → _____

d + am → _____





Date: _____

Activity 2: Match the rhyming words.

tab	wag
sad	dam
tag	dab
jam	dad

Note: A dotted line connects 'tab' to 'dab'.

Activity 3: Write the name of given objects.



read



write



Date: _____

Keywords

a

an

big

small

1. an



an apple

2. a



a car

3. an



an orange

4. a

big



a big torch

5. a

small



a small fish



Yousuf and Qudsia

(short story)

I am Yousuf. He is Qasim.
Qasim is my friend.



You are Qudsia. She is Yasmeen.
Yasmeen is your friend.

This is a bag. The bag is big.
This big bag is for Qasim.



That is a doll. The doll is small.
That small doll is for Yasmeen.

That is a big table.
The bag and the doll
are on the table.





Opposites

full

empty

big

small

heavy

light

slow

fast

hot

cold

up

down

in

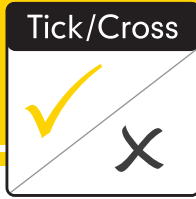
out

long

short



read



Tick/Cross

Date: _____

Use capital letter to begin a sentence.

This ↔ this

He ↔ he

That ↔ that

She ↔ she

You ↔ you

The ↔ the

Your ↔ your

My ↔ my

Activity 1: Tick(✓) the correct sentences, and cross(X) the wrong.

1. (a) He is a boy.

(b) She is a boy.

4. (a) He has a small wallet.

(b) He have a small wallet.

2. (a) I am a doctor.

(b) I are a doctor.

5. (a) Yasmeen is her sister.

(b) Yasmeen is has sister.

3. (a) I have a big car.

(b) I has a big car.

6. (a) Yousuf is have brother.

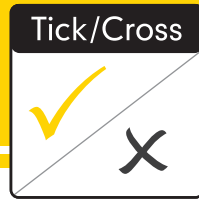
(b) Yousuf is his brother.



read



write



Tick/Cross


Date: _____

Activity 2: Fill in the blanks with correct answers.

- | | |
|---|------------------|
| 1. _____ is my brother. | (She, He) |
| 2. _____ is your sister. | (He, She) |
| 3. She is the _____ of Yasmeen. | (father, mother) |
| 4. He is Yousuf and this is _____ wallet. | (her, his) |
| 5. I _____ a big car. | (has, have) |
| 6. He _____ a small wallet. | (has, have) |

Activity 3: Tick(✓) the correct sentences, and cross(X) the wrong.

- | | |
|---|---|
| 1. (a) Qudsia is a girl. <input type="checkbox"/> | 4. (a) She have a big doll. <input type="checkbox"/> |
| (b) Qudsia is a boy. <input type="checkbox"/> | (b) She has a big doll. <input type="checkbox"/> |
| 2. (a) I are a teacher. <input type="checkbox"/> | 5. (a) Qudsia is in her car. <input type="checkbox"/> |
| (b) I am a teacher. <input type="checkbox"/> | (b) Qudsia is in she car. <input type="checkbox"/> |
| 3. (a) I have a big car. <input type="checkbox"/> | 6. (a) Qasim is in he van. <input type="checkbox"/> |
| (b) I has a big car. <input type="checkbox"/> | (b) Qasim is in his van. <input type="checkbox"/> |



Activity 4: Make sentences of the following words.

boy	
girl	
mother	
father	
brother	
sister	
uncle	
aunty	

read



write



Date: _____

Sight Words



park



market



home



school




horse



room



bench



floor



tea



cycle



taxi



milk

Objective: To recognize and write sight words

read



trace




Date: _____

sh

sh sh sh sh sh



shoes



shark



ship



shell

wh

wh wh wh wh



whale



wheat



wheel



whistle

read



trace



write



Date:

ch

ch

th

th

sh

sh

wh

wh

Objective: To recognize and pronounce digraphs correctly



Action Words

eating

drinking

listening

speaking

coming

going

reading

writing

playing

making

smiling

crying


good

bad

happy

sad

write



Date: _____

Sentence Writing

Activity: Look at the given pictures. Trace and write sentences.



I am going to school.



He is playing with a ball.



We are playing in the park.



I am reading.

Objective: To write sentences



Date: _____

Creative Writing

Activity: Look at the picture. Write three sentences about it.



PHEASANT 
ENGLISH
WORD BUILDING AND SENTENCE MAKING

Pheasant English Pre-primary series consists of three books named **Primer**, **Foundation-1** and **Foundation-2**. Pheasant Primer focuses on beginning sounds of letter, while Foundation-1 on primary vowels as well as basic word building. Moreover Foundation-2 emphasizes on word making, sentence making and reading comprehension.

The series contains two effective teaching methods including Sight Reading and Phonics. The Sight Reading technique strengthens child's memory; helps in comprehension, and absorbing knowledge. While Phonics is the method in which we teach letters through their sounds (Phonemes). It is globally used for effective word building in English, Arabic and Urdu.

Through this series children will learn sounds of alphabet, vowel and consonant blends, diagraphs, three letter words, key words, sentence making, story reading, writing practice and various pedagogical concepts which will help them understand complex text in upcoming primary classes. Along with this series **Pheasant Workbook** is used to reinforce writing practice.



Rs. 360/-